



Fibre Optic Splice Trays

IR Single Circuit SC-B ANT MKII

Application/Product Description

The Integrated Routing (IR) single circuit SC-B MKII tray is manufactured from ABS and finished to a high specification to eliminate the risk of snagging or microbends.

All retaining tabs on the tray have radius edges and rounded corners where fibre may pass. The overall dimensions of the tray are 150 x 124 x 3.5mm.

The IR single circuit tray moulded splice protector holders are positioned at the front of the tray for ease of fibre measurement and installation.

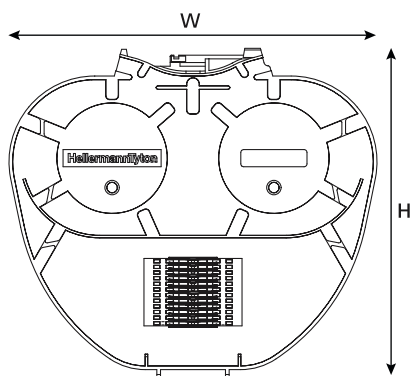
The maximum splice capacity of the tray is based on 12 ANT/Crimp splice protectors up to 60mm long. The IR single circuit tray is suitable for use in the UFC-IR, FDN-IR or FML-IR closures.

Technical Data

| | | | |
|--------------------------------|--|-----|-----|
| Dimensions (mm) | H | W | D |
| | 124 | 150 | 3.5 |
| Material | ABS | | |
| Splice Protector Type | ANT | | |
| Tray Pack Quantity | 12 | | |
| Maximum Splice Capacity | 12 | | |
| Colours | <ul style="list-style-type: none"> • Black • White • Green • Yellow • Red • Blue | | |

| PART CODE | Colour | Pack Qty | Article No. |
|-----------------------|--------|----------|-------------|
| TRAY-SC-B-MKII-ANT-12 | White | 12 | 857-40924 |

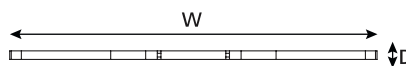
Technical Diagrams




SC-B ANT MKII Splice Tray (front view)



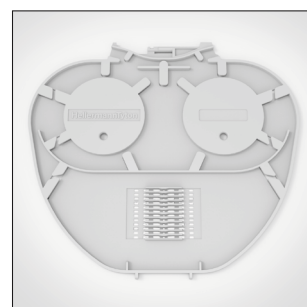
SC-B ANT MKII Splice Tray (side view)



SC-B ANT MKII Splice Tray (top view)



SC-B MKII Splice Trays in an assortment of colours with moulded ANT splice fins.



SE-B MKII Splice Trays with 12 x ANT Moulded splice fins.

Features and Benefits

- Positive fibre management - minimum bend radius 15mm
- 2 fibre entry ports
- Moulded splice holder fins for ANT/Crimp splice protectors
- Maximum splice capacity of 12 fibres